



Shri Sairaj Shikshan Pratisthan's
VISHWALATA ARTS, COMMERCE & SCIENCE COLLEGE
BHATGAON,

Tal -Yeola, Dist – Nashik -423401

Affiliated to Savitribai Phule Pune University

Reg. No. ID No. PU/NS/CS/139/2009

College Code – 892

ISO 9001-2015 Certified

College Website – vishwalata.co.in

E. Mail – vishwalata.yeola@gmail.com

Audit Report

4.1.4.1: Expenditure for infrastructure augmentation, excluding salary year-wise during last five years (INR in lakhs)


2019-20

VISHWALATA ARTS COMMERCE & SCIENCE COLLEGE
BIATGAON, TAL-- YEOLA DIST-NASHIK
INCOME & EXPENDITURE STATEMENT
1 -Apr-2019 TO 31 Mar-2020

Particulars	AMOUNT	Particulars	AMOUNT
Direct expenses		Direct Incomes	
Electricity expenses	58400	College & Examination Fees	1058746
Rent Rate & Taxases	20581	Admission Fee	1458922
Repairs & Maintenance	18426	Tution Fee	269900
Staff Salary Current Expenses	5281700	Comn Breakage Fee	42030
Advertisement Expenses	553845	Installment fee	3646021
Examination Remuneration	309560	Juornal Fee	4410
College Activities	16766	Late Fine Fee	3000
Depreciation	1001513	Pending Fee	305627
Hotel Expenses	5675	Prospectus	131281
kamwa Shika Scheme expenses	59684	Prosesing Fee	200
Newspaper expenses	5221	Duplicate Marksheet/ Hallticket	885
N.S.S Activity	600	T.C. Fee	18000
Printing & Stationery	62573	Kamva Va Shika Scheme	59684
T.A & D.A / Traveling Expenses	33147	N.S.S Activity	25250
Naac Consultancy Fee	10000	Examination University	288754
Sport Expenses	5700	Girls Hostel - Fees	54460
Refuned Fee	178473	Miscelenious Income	500
Petrol & Fuel	78460	Eligibility Fee	72100
PT Paid Employ	83525	Scholarship From Govt.	3645784
Garden Expenses	1610		
Vehicle Maintance	29327		
Niyatkali Magzing Expenses	2050		
Compititive Exam	1000		
Workshop Expenses	2500		
Training & Placement	12500		
Bank Charges	1198		
Bonus	52000		
Donation	3600		
Sweeper Charges	10130		
Dish TV Recharge	750		
Staff Walefare Expenses	27636		
Exabition Expenses	1000		
Gross Profit C/O	3156404		
Excess of Income over Expenditure		Indirect Incomes	
Total	11085554	Total	11085554

NOTE---UNAUDITED INCOME & EXPENDITURE , BALANCE SHEET AS ON 31MARCH 2020


Secretary
24/03/20


Principal
18/06/2020


Accountant
Bhatgaon


18/06/2020

VISHWALATA ARTS.COMM & SCEINCE COLLEGE .BHATGAON
TAL-YEOLA. DIST-NASHIK PIN-423401


BALANCE SHEET

1- Apr-2019 TO 31-Mar-2020

Liabilities	Amount	Assets	Amount	Amount
Capital Account		Fixed Assets		7446219
Reserves & Surplus	2655100	Computers & Peripherals @ 60%	222226	
		Furniture & Fixtures @ 10%	1145838	
Lons (Liability)		Office Equipment @ 15%	62000	
Secured Loans	1150000	Books @ 15%	241710	
		Deadstock @ 10%	2155	
		Disel Generator @15%	58357	
Current Liabilities		Drama Suits @10%	2598	
Provision		Electronic Lab Equipments @15%	151616	
MRS Bandare Lata v - Landprice	232000	Fire Equipments @15%	11098	
		Building @ 10%	5433196	
Suspense A/C		Orient Fan	5449	
		Science Lab Equipments At @15%	219035	
Income & Expenditure		Sport Equipment At @15%	263837	
Opening Balance		Water Purifier	56285	
Cash In Hand	5810	CCTV.Camera 15@	53044	
State Bank Of India	17583	Vehicle 15@	275348	
Opening Balance	848283	Land at Cost	243940	
Current Period	3156404	Total	8447732	
		Less-Deprication	1001513	
		Investments		
		Vehicle Loan Repayment	42062	42062
		Vishwalata School & Jr.College	12025	12025
		Mr.Bhandare Vishwanath Narayan	350000	350000
		Current Assets		
		Cash-in-hand	1594	1594
		State Bank O India	213280	213280
Total	8065180	Total		8065180

NOTE---UNAUDITED INCOME & EXPENDITURE BALANCE SHEET AS ON 31MARCH 2020


 Secretary
 सचिव
 श्री. साईराज शिक्षण प्रतिष्ठान


 Principal
 Vishwalata Arts Commerce
 & Science College Bhatgaon
 Tal.Yeola Dist-Nashik


 Accountant
 Vishwalata Arts, Commerce & Science College
 Bhatgaon

VISHWALATA ARTS.COMM & SCEINCE COLLEGE. BHATGAOI
TAL-YEOLA. DIST-NASHIK. PIN-423401

1- Apr-2019 TO 31-Mar-2020

Statement Showing the Fixed Assets as on 31-march-2020

S.N	Description	Opning Balance 1-4-2019	Add During the year	Total	%	Les Depresession	Net Value as on 31/3/2020
1	Computers & Peripherals	158334	63892	222226	60%	133336	88890
2	Furniture & Fixtures	1012088	133750	1145838	10%	114584	1031254
3	Office Equipemnt	55434	6566	62000	15%	9300	52700
4	Books	207792	33918	241710	15%	36257	205453
5	Deadstock	2155		2155	10%	215	1940
6	Diesel Generator	58357		58357	15%	8754	49603
7	Drama Suits	2598		2598	15%	390	2208
8	Electronic Lab Equipments	139616	12000	151616	15%	22742	128874
9	Fire Equipments	9092	2006	11098	15%	1665	9433
10	Building Construction	4268329	1164867	5433196	10%	543320	4889876
11	Orient Fan	5449		5449	15%	817	4632
12	Science Lab Equipments	146082	72953	219035	15%	32855	186180
13	Sport Equipment	263837		263837	15%	39576	224261
14	Water Purifier	26911	29374	56285	15%	8443	47842
15	CCTV Camera	53044		53044	15%	7957	45087
16	Vehicle Wheeler	150348	125000	275348	15%	41302	234046
17	Less-Depreciation						
18	Land at Cost	243940		243940			243940
19	Total	6803406	1644326	8447732		1001513	7446219

NOTE--UNAUDITED INCOME & EXPENDITURE , BALANCE SHEET AS ON 31MARCH 2020


Secretary
सचिव
श्री. सईराम शिक्षण प्रतिष्ठान


Principal
Vishwalata Arts Commerce
& Science College Bhatgaon
Nashik



Vishwalata Arts, Commerce & Science College
Bhatgaon


2018-19


VISHWALATA ARTS COMMERCE & SCIENCE COLLEGE
BHATGAON, TAL-- YEOLA DIST-NASHIK
INCOME & EXPENDITURE STATEMENT
 1 -Apr-2018 TO 31 Mar-2019

Particulars	AMOUNT	Particulars	AMOUNT
Direct expenses		Direct Incomes	
Electricity expenses	7854	College & Examination Fees	1708170
Rent & Taxes	14800	Admission Fee	1668805
Repairs & Maintenance	12890	Comm Breakage Fee	38770
Staff Salary Current Expenses	5402500	Installment fee	4071298
Telephone Expenses	4825	Eligibility Fee	135650
Advertisement Expenses	545598	Juornal Fee	7700
Examination Remuneration	417284	Late Fine Fee/ Attendance Fine	29096
College Activities	26325	Pending Fee	325239
Depreciation	1021844	Duplicate Marksheet	865
Diesel expenses For Generator	28725	Prosesing Fee	200
Hotel Expenses	64632	T.C. Fee	16400
kamwa Shika Scheme expenses	72010	Kamva Va Shika Scheme	72010
Newspaper expenses	8575	N.S.S Activity	25250
N.S.S Activity	25250	Examination University	401624
Printing & Stationery	101365	Girls Hostel - Fees	7000
T.A & D.A Travelling Expenses	12521	Scholarship From Govt.	3277514
Water Trank Filling Expenses	2400		
Consultancy fee	69302		
PT Paid Employee	51025		
Girls Hostel & Mess	37273		
Audit Fee	7000		
Donation	1000		
Student Medical Chekup	6000		
Naac Consultancy Fee	4000		
Refuned Fee	1000		
Vehicle Maintance Expenses	61694		
Sweeper Charges Expenses	5740		
Training & Placement	20000		
Dish TV Recharge	730		
Gross Profit C/O			
Excess of Income over Expenditure	3751429		
		Indirect Incomes	
Total	11785591	Total	11785591

NOTE---UNAUDITED INCOME & EXPENDITURE , BALANCE SHEET AS ON 31MARCH 2019


 Secretary
 सचिव
 श्री. सहायराज विठ्ठल मणिकराम


 Principal
 20/05/2019
 Vishwalata Arts Commerce
 Bhatgaon


 Accountant
 Bhatgaon
 20/05/2019

VISHWALATA ARTS.COMM & SCEINCE COLLEGE .BHATGAON
TAL-YEOLA. DIST-NASHIK PIN-423401

BALANCE SHEET
1- Apr-2018 TO 31-Mar-2019

Liabilities	Amount	Assets	Amount	Amount
Capital Account		Fixed Assets		6803406
Reserves & Surplus	3512278	Computers & Peripherals @ 60%	395834	
		Furniture & Fixtures @ 10%	1124542	
Lons (Liability)		Office Equipment @ 15%	65216	
Sucured Loans	1150000	Books @ 15%	244461	
		Deadstock @ 10%	2394	
		Disel Generator @15%	68655	
Current Liabilities		Drama Suits @10%	3057	
MRS Bandare Lata v - Landprice	232000	Electronic Lab Equipments @15%	164254	
		Fire Equipments @15%	10697	
		Building @ 10%	4742588	
Suspense A/C		Orient Fan @15%	6410	
		Science Lab Equipments At @15%	171861	
Income & Expenditure		Sport Equipment At @15%	310396	
Opening Balance		Water Purifier @ 15 %	31660	
Cash In Hand	68	CCTV.Camera 15@	62405	
State Bank of India.	93329	Vehicle 15@	176880	
Opening Balance	1377974	Land at Cost	243940	
Current Period	3751429	Total	7825250	
		Less-Deprication	1021844	
		Investments		
		Shri Sairaj Shkshan Pratishtan		3190279
		Mrs.Lata Vishnath Bhandare		100000
		Current Assets		
		Cash-in-hand		5810
		State Bank O India		17583
Total	10117078	Total		10117078

NOTE---UNAUDITED INCOME & EXPENDITURE & BALANCESHEET AS ON 31MARCH 2019


 Secretary
 श्री. सईराज विद्या प्रतिष्ठान


 Principal
 Vishwalata Arts Commerce
 & Science College Bhatgaon


 Chartered Accountant
 Bhatgaon


**VISHWALATA ARTS.COMM & SCEINCE COLLEGE. BHATGAON
TAL-YEOLA. DIST-NASHIK. PIN-423401**

1- Apr-2018 TO 31-Mar-2019
Statement Showing the Fixed Assets as on 31-march-2019

S.N	Description	Op Balance 1-4-2018	Add During the year	Total	%	Les Depress ion	Net Value as on 31/3/2018
1	Computers & Peripherals	79728	316106	395834	60%	237500	158334
2	Furniture & Fixtures	1105642	18900	1124542	10%	112454	1012088
3	Office Equipemnt	62272	2944	65216	15%	9782	55434
4	Books	244461		244461	15%	36669	207792
5	Deadstock	2394		2394	10%	239	2155
6	Disel Generator	44015	24640	68655	15%	10298	58357
7	Drama Suits	3057		3057	15%	459	2598
8	Electronic Lab Equipments	99608	64646	164254	15%	24638	139616
9	Fire Equipments	3499	7198	10697	15%	1605	9092
10	Building Construction/ Primis	3634565	1108023	4742588	10%	474259	4268329
11	Orient Fan	6410		6410	15%	961	5449
12	Science Lab Equipments At	125242	46619	171861	15%	25779	146082
13	Sport Equipment At	278550	31846	310396	15%	46559	263837
14	Water Purifier	31210	450	31660	15%	4749	26911
15	CCTV Camera	60705	1700	62405	15%	9361	53044
16	Vehicle	20880	156000	176880	15%	26532	150348
17	Land at Cost	243940		243940			243940
18	Less-Depreciation						
20	Total	6046178	1779072	7825250		1021844	6803406

JTE--UNAUDITED INCOME & EXPENDITURE & BALANCE SHEET AS ON 31MARCH 2019


Secretary
सचिव


Principal
प्रिन्सिपल


Commerche & Science
Accountant

College, Bhatgaon

2017-18

VISHWALATA ARTS COMMERCE & SCIENCE COLLEGE
BHATGAON, TAL-- YEOLA DIST-NASHIK
INCOME & EXPENDITURE STATEMENT
1 -Apr-2017 TO 31 Mar-2018

Particulars	AMOUNT	Particulars	AMOUNT
Direct expenses		Direct Incomes	
Electricity expenses	19920	College & Examination Fees	1668028
Rent Paid Girls Hostel	20000	Admission Fee	1048224
Repairs & Maintenance	2150	College Fees -	150206
Staff Salary Current Expenses	4412806	Comn Breakage Fee	41550
Telephone Expenses	29118	Installment fee	4747726
Advertisement Expenses	275626	Juornal Fee	6090
University Expenses Answer Paper	28013	Late Fine Fee	1580
Examination Remuneration	399239	Pending Fee	268105
College Activities	38080	Prospectus	41800
Depreciation	1819471	T.C. Fee	12800
Diesel expenses For Generator/ Petrol	10160	Kamwa Va Shika Scheme	48575
kamwa Shika Scheme expenses	48575	N.S.S Activity	25250
Newspaper expenses	7468	Examination University	388761
N.S.S Activity	25250	Girls Hostel - Fees	22000
Printing & Stationery Expenses	383581	Scholarship From Govt.	719830
T.A & D.A/Travelling Expenses	12437		
Water Trank Filling Expenses	8684		
Consultancy fee	13500		
PT Paid Employee	52050		
Audit Fee	16554		
Donation	5101		
Eligibility Challan	87774		
Staff Walfare Exp	51207		
Garden Expenses	650		
India Post	32		
Dish TV Recharge	1700		
Vehicle Maintance Expenses	31055		
Sweeper Expenses	2350		
Training & Placement Activiti Expenses	10000		
Gross Profit C/O			
Excess of Income over Expenditure	1377974		
		Indirect Incomes	
Total	9190525	Total	9190525

NOTE---UNAUDITED INCOME & EXPENDITURE , BALANCE SHEET AS ON 31MARCH 2018

Secretary
श्री. साईराज शिक्षण प्रतिष्ठान
11/06/2018

Principal
11/06/2018
Vishwalata Arts Commerce
& Science College Bhatgaon
Tal. Yeola Dist. Nashik

Accountant
Bhatgaon
Vishwalata Arts, Commerce & Science College
Bhatgaon

11/06/2018


VISHWALATA ARTS.COMM & SCEINCE COLLEGE .BHATGAON
TAL-YEOLA. DIST-NASHIK PIN-423401


BALANCE SHEET

1- Apr-2017 TO 31-Mar-2018

Liabilities	Amount	Assets	Amount	Amount
Capital Account		Fixed Assets		
Reserves & Surplus	2419308	Computers & Peripherals @ 60%	199320	6046178
		Furniture & Fixtures @ 10%	1228491	
Lons (Liability)		Office Equipment @ 15%	73261	
Sucured Loans	1150000	Books @ 15%	287601	
		Deadstock @ 10%	2660	
		Disel Generator @15%	51782	
Current Liabilities		Drama Suits @10%	3597	
Provision		Electronic Lab Equipments @15%	117186	
Mrs. Bandare Lata v - Landprice	232000	Fire Equipments @15%	4116	
Opening Balance		Building @ 10%	4038405	
Cash In Hand	1135	Orient Fan	7541	
State Bnak Of India	64117	Science Lab Equipments At @15%	147343	
		Sport Equipment At @15%	327706	
		Water Purifier	36717	
Income & Expenditure		CCTV.Camera 15@	71418	
		Vehicle 15@	24565	
Opening Balance	819295	Land	243940	
Current Period	1377974	Total	6865649	
		Less-Deprication	819471	
		Investments		
		Current Assets		
		Cash-in-hand		68
		State Bank O India		17583
Total	6063829	Total		6063829

NOTE---UNAUDITED INCOME & EXPENDITURE , BALANCE SHEET AS ON 31MARCH 2018


 Secretary
 श्री. साईराज शिक्षण प्रतिष्ठान


 Principal
 Vishwalata Arts Commerce
 & Science College Bhatgaon
 Tal.Yeola Dist-Nashik




**VISHWALATA ARTS.COMM & SCEINCE COLLEGE. BHATGAON
TAL-YEOLA. DIST-NASHIK. PIN-423401**

1- Apr-2017 TO 31-Mar-2018
Statement Showing the Fixed Assets as on 31-march-2018

S.N	Description	Op Balance 1-4-2017	Add During the year	Total	%	Les Depreciati on	Net Value as on 31/3/2018
1	Computers & Peripherals	120279	79041	199320	60%	119592	79728
2	Furniture & Fixtures	1106417	122074	1228491	10%	122849	1105642
3	Office Equipemnt	57991	15270	73261	15%	10989	62272
4	Books	266505	21096	287601	15%	43140	244461
5	Deadstock	2660		2660	10%	266	2394
6	Disel Generator	51782		51782	15%	7767	44015
7	Drama Suits	3597		3597	15%	540	3057
8	Electronic Lab Equipments	105366	11820	117186	15%	17578	99608
9	Fire Equipments	1726	2390	4116	15%	617	3499
10	Building Construction	2598997	1439408	4038405	10%	403840	3634565
11	Orient Fan	7541		7541	15%	1131	6410
12	Science Lab Equipments	123134	24209	147343	15%	22101	125242
13	Sport Equipment	317900	9806	327706	15%	49156	278550
14	Water Purifier	2702	34015	36717	15%	5507	31210
15	CCTV Camera	71418		71418	15%	10713	60705
16	Vehicle 15@	24565		24565	15%	3685	20880
17	Less-Depreciation						
18	Land at Cost	243940		243940			243940
19	Total	5106520	1759129	6865649		819471	6046178

NOTE--UNAUDITED INCOME & EXPENDITURE , BALANCE SHEET AS ON 31MARCH 2018


Secretary
श्री. साईराम शिंदेकर प्रतिष्ठाळ


Principal
Vishwalata Arts Commerce


Chartered Accountant
Bhatgaon

2016-17

VISHWALATA ARTS COMMERCE & SCIENCE COLLEGE
BHATGAON, TAL-- YEOLA DIST-NASHIK
INCOME & EXPENDITURE STATEMENT
1 -Apr-2016 TO 31 Mar-2017

Particulars	AMOUNT	Particulars	AMOUNT
Direct expenses		Direct Incomes	
Electricity expenses	20590	College & Examination Fees	892847
Rent Paid	700000	Admission Fee	791635
Repairs & Maintenance	22252	College Fees -	3050
Veheical Maintance	121629		
Staff Salary Current Expenses	3661620	Comn Breakage Fee	27790
Telephone Expenses	34087	Installment fee	3096576
Advertisement Expenses	331777	Juornal Fee	6200
University Expenses Answer Paper	33000	Mobile Fine Fee & without Uniform	2120
Examination Remuneration	559124	Pending Fee	150537
College Activities	59885	Prospectus	58270
Depreciation	774939	T.C. Fee	13300
Diesel expenses For Generator	18692	Kamva Va Shika Scheme	31672
Hotel Expenses	39579	N.S.S Activity	25250
kamva Shika Scheme expenses	33400	Examination University Theory & Practical	255233
N.S.S Activity	25250	Girls Hostel - Fees	88460
Priting & Stationery	84997	Eligibility Fee	12210
T.A & D.A/Traveling Expenses	14514	Development Fee	12000
Water Trank Filling Expenses	10000	Bonafied Fee	100
Water Jar	12530	Duplicate Hallticket Fee	700
Consultancy fee	137966	Out Of Turn (ractical Fee	240
TDS	6600	Scholarship From Govt.	
Petrol Expenses	87655	(ST.SC.OBC)	2629500
Idia Post	252		
Audit Fee	25000		
Girl Hostel Rent & Mess	51400		
Disester Management Activity	1550		
Remuneration P.V.Bhandare	188000		
Soft Skill Praogramme	790		
Gandhi Research Foundation	1648		
Botyanical Garden Expenses	7406		
Rent & Taxes	7200		
Staff Welfare	67867		
University Prorata-Contrubution	89946		
PT Paid Employee	47250		
Gross Profit C/O			
Excess of Income over Expenditure	819295		
		Indirect Incomes	
Total	8097690	Total	8097690

NOTE---UNAUDITED INCOME & EXPENDITURE & BALANCE SHEET AS ON 31MARCH 2017

Secretary
श्री. वा. शिवाजी शिक्षण प्रतिष्ठान

Principal
Vishwalata Arts Commerce

Bhatgaon
Vishwalata Arts Commerce & Science

Accountant
14/08/2017

VISHWALATA ARTS.COMM & SCEINCE COLLEGE .BHATGAON
TAL-YEOLA. DIST-NASHIK PIN-423401


BALANCE SHEET
1- Apr-2016 TO 31-Mar-2017

Liabilities	Amount	Assets	Amount	Amount
Capital Account		Fixed Assets		
Reserves & Surplus	836596	Computers & Peripherals @ 60%	300698	5106520
		Furniture & Fixtures @ 10%	1229352	
Lons (Liability)		Office Equipment 15 @	68225	
Sucured Loans	1150000	Books @ 15%	313535	
Unsecured Loans		Deadstock @ 10%	2956	
		Disel Generatorat @15%	60920	
Current Liabilities		Drama Suits @10%	4232	
Provision		Electronic Lab Equipments @15%	123960	
MRS Bandare Lata v - Landprice	232000	Fire Equipments @15%	2031	
		Building @ 10%	2887774	
Suspense A/C		Orient Fan @ 15	8872	
Cash in hand	88	Science Lab Equipments At @15%	144864	
State Bnak Of India	17583	Sport Equipment At @15%	374000	
Income & Expenditure		Water Purifier @ 15	3179	
Opening Balance	2116210	CCTV Camera @ 15	84021	
Current Period	819295	Vehecal @ 15	28900	
		Land	243940	
		Total		
		Less-Deprication	774939	
		Investments		
		Current Assets		
		Cash-in-hand	1135	1135
		State Bank OF India	64117	64117
Total	5171772	Total		5171772

NOTE--UNAUDITED INCOME & EXPENDITURE & BALANCESHEET AS ON 31MARCH 2017

Secretary
राजेंद्र
श्री. साईराज शिक्षण प्रतिष्ठाळ

ज्ञान देव
Principal
Vishwalata Arts Commerce
& Science College Bhatgaon
Tal.Yeola Dist-Nashik



**VISHWALATA ARTS.COMM & SCEINCE COLLEGE. BHATGAON
TAL-YEOLA. DIST-NASHIK. PIN-423401**


1- Apr-2016 TO 31-Mar-2017

Details Statement Showing the Fixed Assets as on 31-march-2016 was as below

S.N	Description	Op Balance 1-4-2016	Add During the year	Total	%	Depressio n	Net Value as on 31/3/2017
1	Computers & Peripherals	264598	36100	300698	60%	180419	120279
2	Furniture & Fixtures	1220742	8610	1229352	10%	122935	1106417
3	Office Equipment	17325	50900	68225	15%	10234	57991
4	Books	276713	36822	313535	15%	47030	266505
5	Deadstock	2956		2956	10%	296	2660
6	Disel Generator	60920		60920	15%	9138	51782
7	Drama Suits	4232		4232	15%	635	3597
8	Electronic Lab Equipments	96409	27551	123960	15%	18594	105366
9	Fire Equipments	2031		2031	15%	305	1726
10	Building Construction	2181759	706015	2887774	10%	288777	2598997
11	Orient Fan	8872		8872	15%	1331	7541
12	Science Lab Equipments At	32359	112505	144864	15%	21730	123134
13	Sport Equipment At	287144	86856	374000	15%	56100	317900
14	Water Purifier	3179		3179	15%	477	2702
15	CCTV CAMERA	25761	58260	84021	15%	12603	71418
16	Vehicale	28900		28900	15%	4335	24565
16	Land at Cost	243940		243940			243940
17	Total	4757840	1123619	5881459		774939	5106520

NOTE---UNAUDITED INCOME & EXPENDITURE & BALANCE SHEET AS ON 31MARCH 2017


Secretary
श्री. साईराज शिक्षण प्रतिष्ठान


Principal
Principal
Vishwalata Arts Commerce
& Science College Bhatgaon
Tal Yeola Dist-Nashik


Accountant


2015-16

VISHWALATA ARTS COMMERCE & SCIENCE COLLEGE
BHATGAON, TAL-- YEOLA DIST-NASHIK
INCOME & EXPENDITURE STATEMENT
1 -Apr-2015 TO 31 Mar-2016

Particulars	AMOUNT	Particulars	AMOUNT
Direct expenses		Direct Incomes	
Electricity expenses	50365	College & Examination Fees	872687
Rent Paid	100290	Admission Fee	611651
Repairs & Maintenance	9293	College Fees -	1649341
Staff Salary Current Expenses	3214000	Comn Breakage Fee	10500
Telephone Expenses	35180	Installment fee	993064
Advertisement Expenses	181109	Juornal Fee	3760
University Expenses Answer Paper	2000	Late Fine Fee	7800
Examination Remuneration	214107	Pending Fee	63100
College Activities	2950	Prospectus	13450
Depreciation	919470	Prosesing Fee	1500
Diesel expenses For Generator	2330	Scholarship Form Fee	150
Hotel Expenses	1076	T.C. Fee	18800
Kamwa Shika Scheme expenses	24618	Kamva Va Shika Scheme	24618
Newspaper expenses	4633	N.S.S Activity	25250
N.S.S Activity	25250	Examination University	214107
Printing & Stationery	105321	Girls Hostel - Fees	74000
Photography For News Expenses	4200	Scholarship From Govt.	
T.A & D.A	6870	(ST.SC.OBC)	3390910
Travelling Expenses	1878		
Water Trank Filling Expenses	2800		
Consultancy fee	180015		
Sport Expenses	1930		
Court Fee	50000		
PT Paid Employee	37250		
Gross Profit C/O			
Excess of Income over Expenditure	2797753		
		Indirect Incomes	
Total	7974688	Total	7974688

NOTE---UNAUDITED INCOME & EXPENDITURE & BALANCE SHEET AS ON 31MARCH 2016

Secretary
सचिव
श्री. साईराज शिक्षण प्रतिष्ठान
16/5/2016

Principal
26/5/2016

Vishwalata Arts Commerce
& Science College Bhatgaon
Tal.Yeola Dist-Nashik


Bhatgaon
26/5/2016


VISHWALATA ARTS.COMM & SCEINCE COLLEGE .BHATGAON
TAL-YEOLA. DIST-NASHIK PIN-423401

BALANCE SHEET
1- Apr-2015 TO 31-Mar-2016

Liabilities	Amount	Assets	Amount	Amount
Capital Account		Fixed Assets		4512200
Reserves & Surplus	945530	Computers & Peripherals @ 60%	661493	
Lons (Liability)		Furniture & Fixtures @ 10%	1351935	
Sucured Loans	1150000	Office Equipment @ 15%	20382	
		Books @ 15%	325544	
		Deadstock @ 10%	3284	
Current Liabilities		Disel Generator @15%	71671	
		Drama Suits @10%	4702	
MRS Bandare Lata v - Landprice	232000	Electronic Lab Equipments @15%	113422	
cash In Hand	2956	Fire Equipments @15%	2390	
State Bank Of India	327115	Building @ 10%	2424177	
		Orient Fan	10438	
Income & Expenditure		Science Lab Equipments At @15%	38069	
Opening Balance		Sport Equipment At @15%	337816	
		Water Purifier	3740	
		CCTV.Camera 15@	30307	
		Vehicle 15@	34000	
urrent Period	2116210	Total	5433370	
		Less-Deprication	921170	
		Land at Cost	243940	243940
		Investments		
		Current Assets		
		Cash-in-hand	88	88
		State Bank O India	17583	17583
Total	4773811	Total		4773811

E---UNAUDITED INCOME & EXPENDITURE & BALANCE SHEET AS ON 31MARCH 2016


Secretary
सचिव
श्री. साईराज शिक्षण प्रतिष्ठान


Principal
Principal
Vishwalata Arts Commerce
& Science College Bhatgaon



Accountant
Vishwalata Arts Commerce & Science College
Bhatgaon


**VISHWALATA ARTS.COMM & SCEINCE COLLEGE. BHATGAON
TAL-YEOLA. DIST-NASHIK. PIN-423401**

1- Apr-2015 TO 31-Mar-2016
Statement Showing the Fixed Assets as on 31-march-2016

S.N	Description	Op Balance 1-4-2014 to31- 3-2015	Add During the year	Total	%	Les Depressess ion	Net Value as on 31/3/2016
1	Computers & Peripherals	472497	188996	661493	60%	396895	264598
2	Furniture & Fixtures	573971	777964	1351935	10%	131193	1220742
3	Office Equipemnt		20382	20382	15%	3057	17325
4	Books	129437	196107	325544	15%	48831	276713
5	Deadstock	3284		3284	10%	328	2956
6	Disel Generator	13472	58199	71671	15%	10751	60920
7	Drama Suits	4702		4702	15%	470	4232
8	Electronic Lab Equipments	90694	22728	113422	15%	17013	96409
9	Fire Equipments	2390		2390	15%	359	2031
10	Building Construction		2424177	2424177	10%	242418	2181759
11	Orient Fan	5644	4794	10438	15%	1566	8872
12	Science Lab Equipments At	20575	17494	38069	15%	5710	32359
13	Sport Equipment At	172017	165799	337816	15%	50672	287144
14	Water Purifier	3740		3740	15%	561	3179
15	CCTV Camera		30307	30307	15%	4546	25761
16	Vehicle Wheeler 15@		34000	34000	15%	5100	28900
17	Less-Depreciation						
18	Land at Cost	243940		243940			243940
19	Total	1736363	3940947	5677310		919470	4757840

NOTE--UNAUDITED INCOME & EXPENDITURE & BALANCE SHEET AS ON 31MARCH 2016


Secretary
राजेश्वर


Principal
Principal


Accountant
